

BRITMET TILEFORM LTD

Manufacturers of Lightweight Roofing Systems

Spital Farm Offices
 Thorpe Mead, Banbury
 Oxon, OX16 4RZ
 Tel: (01295) 250998
 Fax: (01295) 271068
 Email: sales@britmet.co.uk
 www.britmet.co.uk

SLIMLINE FLUSH-FIX SECURITY PIPE SYSTEM

SIZES (mm)

76x76 102x76
 100x100 150x150

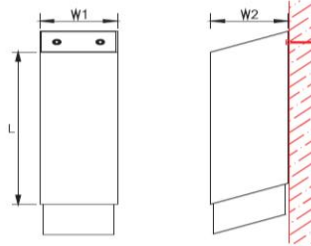
14



Standard Pipe Length

dim (mm)	Ref: FF/3x3	FF/4x3
W ₁	76	102
W ₂	76	76
T	2	2
L	TO 3,000	TO 3,000

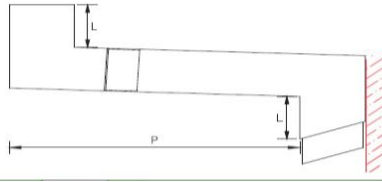
dim (mm)	Ref: FF/4x4	FF/6x6
W ₁	100	150
W ₂	100	150
T	2	3
L	TO 3,000	TO 3,000



Eaves Offset

dim (mm)	Ref: FFOF/3x3	FFOF/4x3
P	TO 3,000	TO 3,000
L	100	100

dim (mm)	Ref: FFOF/4x4	FFOF/6x6
P	TO 3,000	TO 3,000
L	100	100



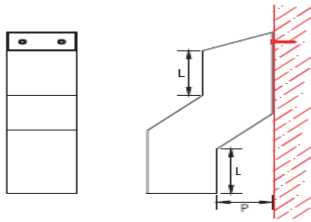
Available in standard 92.5, 112.5 and 135 degree, other angles available

Plinth Offset

To bring flush-fix pipe away from wall to permit connection to drain.

dim (mm)	Ref: FFPO/3x3	FFPO/4x3
P	TO 150	TO 150
L	100	100

dim (mm)	Ref: FFPO/4x4	FFPO/6x6
P	TO 150	TO 150
L	100	100

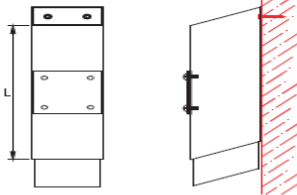


Available in standard 135 degree, other angles available

Access Pipe/Rodding Eye

dim (mm)	Ref: FFAP/3x3	FFAP/4x3
L	300	300

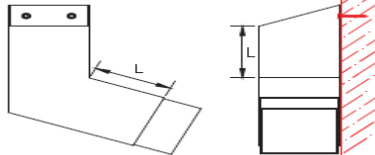
dim (mm)	Ref: FFAP/4x4	FFAP/6x6
L	300	300



Bend

dim (mm)	Ref: FFBE/3x3	FFBE/4x3
L	100	100

dim (mm)	Ref: FFBE/4x4	FFBE/6x6
L	100	100

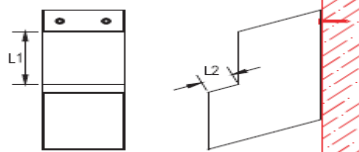


Available in standard 92.5, 112.5 and 135 degree, other angles available. Bend to right indicated, other orientations available.

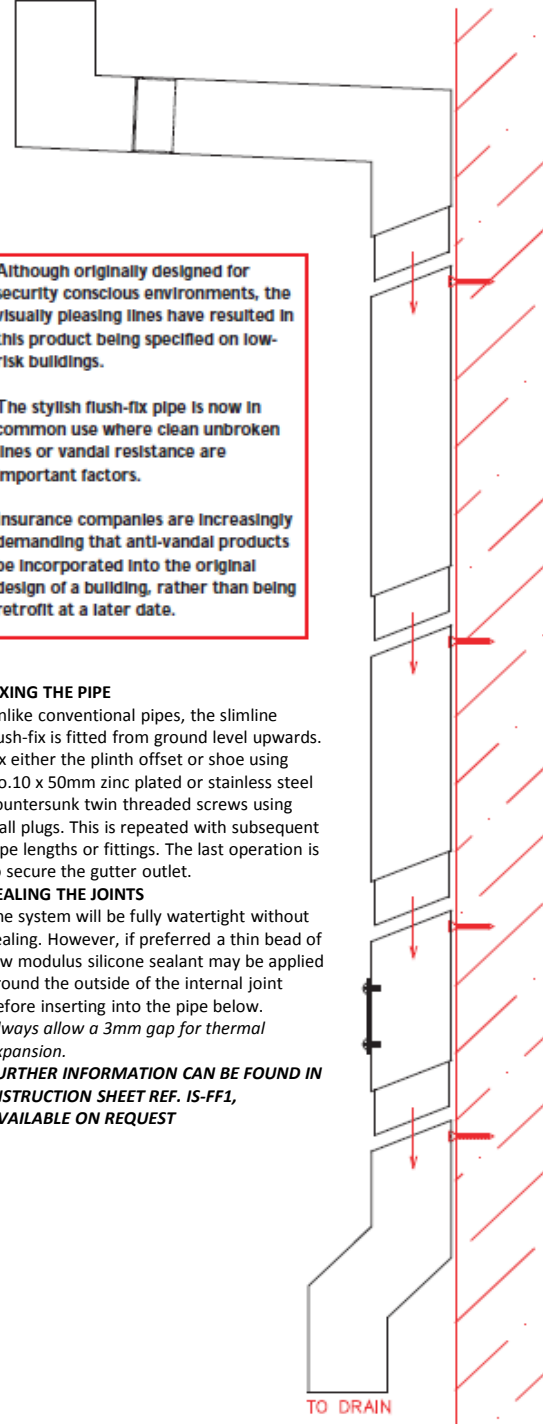
Shoe

dim (mm)	Ref: FFSH/3x3	FFSH/4x3
L ₁	100	100
L ₂	40	40

dim (mm)	Ref: FFSH/4x4	FFSH/6x6
L ₁	100	100
L ₂	40	40



TO GUTTER OUTLET



Although originally designed for security conscious environments, the visually pleasing lines have resulted in this product being specified on low-risk buildings.

The stylish flush-fix pipe is now in common use where clean unbroken lines or vandal resistance are important factors.

Insurance companies are increasingly demanding that anti-vandal products be incorporated into the original design of a building, rather than being retrofitted at a later date.

FIXING THE PIPE

Unlike conventional pipes, the slimline flush-fix is fitted from ground level upwards. Fix either the plinth offset or shoe using No.10 x 50mm zinc plated or stainless steel countersunk twin threaded screws using wall plugs. This is repeated with subsequent pipe lengths or fittings. The last operation is to secure the gutter outlet.

SEALING THE JOINTS

The system will be fully watertight without sealing. However, if preferred a thin bead of low modulus silicone sealant may be applied around the outside of the internal joint before inserting into the pipe below. Always allow a 3mm gap for thermal expansion.

FURTHER INFORMATION CAN BE FOUND IN INSTRUCTION SHEET REF. IS-FF1, AVAILABLE ON REQUEST

A BRITISH MANUFACTURING COMPANY

Britmet Tileform Ltd Reg. No. 3027850

Reg Office: Baldwins Stourbridge Ltd, 1st Floor Cophall House, 1 New Road, Stourbridge, West Midlands, DY8 1PH

